

Dr. Linda Cohen

CEQ for EMER 6020: Qualitative Research Methods 2015

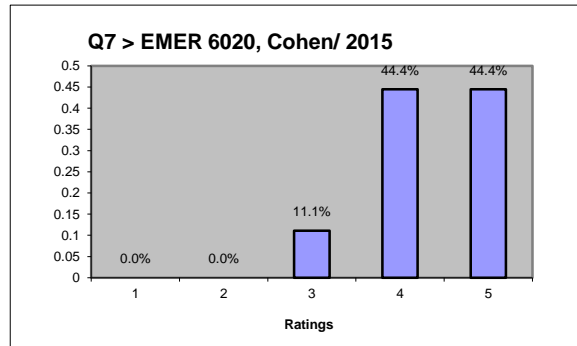
Ave. response rate 50.0%

Ratings, Q7: 1=poor; 2=fair; 3=good; 4= very good; 5=excellent

7. Overall, the quality of instruction was ...

	<u>Rating</u>	<u>Count</u>	<u>Percent</u>
Poor	1	0	0.0%
Fair	2	0	0.0%
Good	3	1	11.1%
Very Good	4	4	44.4%
Excellent	5	4	44.4%
N =		9	

Average of Means 4.33

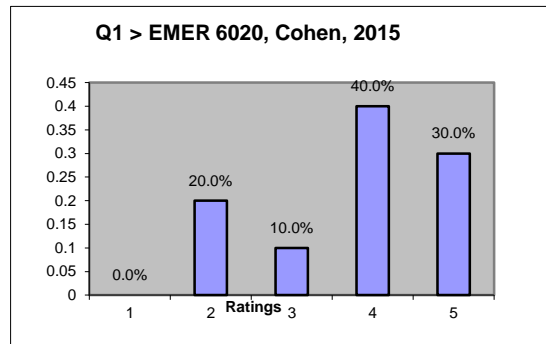


Ratings,next Qs: 1=strongly disagree; 2=disagree; 3=neutral; 4=agree; 5=strongly agree

1. The requirements of the course were clear.

	<u>Rating</u>	<u>Count</u>	<u>Percent</u>
s.disagree	1	0	0.0%
disagree	2	2	20.0%
neutral	3	1	10.0%
agree	4	4	40.0%
s.agree	5	3	30.0%
N =		10	

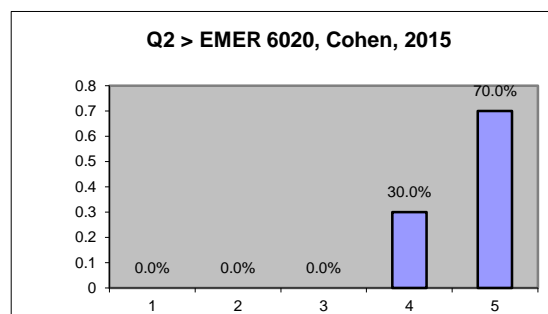
Average of Means: 3.80



2. The instructor responded to students' questions effectively.

	<u>Rating</u>	<u>Count</u>	<u>Percent</u>
s.disagree	1	0	0.0%
disagree	2	0	0.0%
neutral	3	0	0.0%
agree	4	3	30.0%
s.agree	5	7	70.0%
N =		10	

Average of Means: 4.70



CEQ for EMER 6020: Qualitative Research Methods 2015

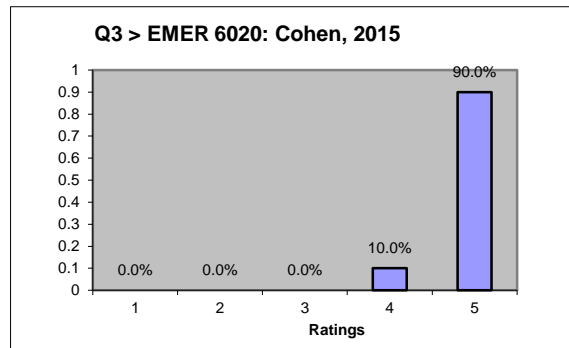
Ave. response rate 50.0%

Ratings, next Qs: 1=strongly disagree; 2=disagree; 3=neutral; 4=agree; 5=strongly agree

3. The instructor treated students respectfully.

	<u>Rating</u>	<u>Count</u>	<u>Percent</u>
s.disagree	1	0	0.0%
disagree	2	0	0.0%
neutral	3	0	0.0%
agree	4	1	10.0%
s.agree	5	9	90.0%
	N =	10	

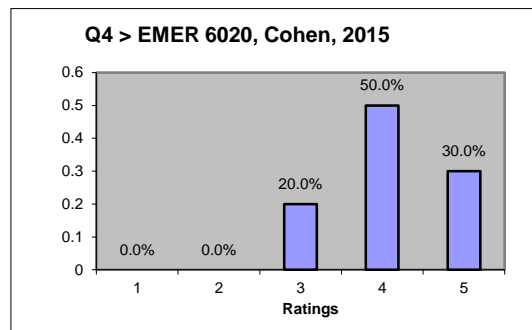
Average of Means: 4.90



4. The instructor stimulated my interest in learning the subject matter of the course.

	<u>Rating</u>	<u>Count</u>	<u>Percent</u>
s.disagree	1	0	0.0%
disagree	2	0	0.0%
neutral	3	2	20.0%
agree	4	5	50.0%
s.agree	5	3	30.0%
	N =	10	

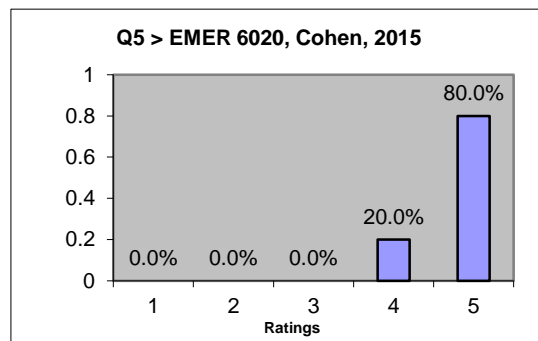
Average of Means: 4.10



5. Useful feedback was provided on my work.

	<u>Rating</u>	<u>Count</u>	<u>Percent</u>
s.disagree	1	0	0.0%
disagree	2	0	0.0%
neutral	3	0	0.0%
agree	4	2	20.0%
s.agree	5	8	80.0%
	N =	10	

Average of Means: 4.80



CEQ for EMER 6020: Qualitative Research Methods 2015

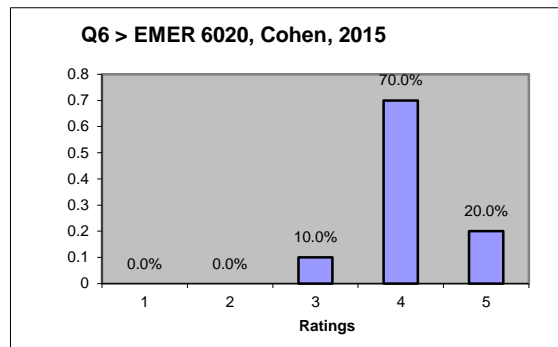
Ave. response rate 50.0%

Ratings, next Qs: 1=strongly disagree; 2=disagree; 3=neutral; 4=agree; 5=strongly agree

6. The instructor communicated course concepts effectively.

	<u>Rating</u>	<u>Count</u>	<u>Percent</u>
s.disagree	1	0	0.0%
disagree	2	0	0.0%
neutral	3	1	10.0%
agree	4	7	70.0%
s.agree	5	2	20.0%
	N =	10	

Average of Means: 4.10



13. Overall the course was well organized.

	<u>Rating</u>	<u>Count</u>	<u>Percent</u>
s.disagree	1	0	0.0%
disagree	2	2	20.0%
neutral	3	1	10.0%
agree	4	3	30.0%
s.agree	5	4	40.0%
	N =	10	

Average of Means: 3.90

